

RD BAHANA DANA LIKUID - KELAS G

Fund Fact Sheet 28 November 2025

Effective Date
April 13, 2004
No of Fund Effective Letter
S-856/PM/2004

April 16, 2004
NAV/Unit
1,948.01
Currency
IDR
Type of Fund
Money Market Fund

AUM
Rp 3,394.01 billion
Minimum Investment
Rp 10,000
Unit Offered
10,000,000,000
Valuation Period
Daily
ISIN Code
IDN000158607
Custodian Bank
Standard Chartered

Subscription Fee
Max. 0.00%

Redemption Fee
Max. 0.00%

Switching Fee
Max. 2.00%
Management Fee
Max. 2.00% p.a

Custodian Fee
Max. 0.25% p.a
Account Number
Standard Chartered

30609145360
Reksa Dana Bahana Dana Likuid Kelas
G

Manajer Investasi

Bahana TCW is a joint venture company between PT Bahana Pembinaan Usaha Indonesia, a State-Owned Enterprise engaged in investment sector and Trust Company of the West, a leading investment manager from Los Angeles, United States.

Investment Objectives

Maintaining the value of the initial investment and generating a stable and optimal rate of return through investment in money market instruments and debt securities with maturities of less than 1 (one) year.

Investment Strategy

Liquidity : 100%

Asset Allocation

Bond	21,55 %
Likuiditas	78,46 %
Sector Allocation (Top 5)	
Deposito	77,49 %
Government	10,96 %
Materials	9,41 %
Basic Materials	1,17 %

Securities Portfolio (Top 10)*

ALLO BANK INDONESIA TBK, PT - TD	4,42%
BANK CAPITAL INDONESIA PT TBK - TD	7,66%
BANK GANESHA TBK, PT - TD	4,27%
BANK INDEX SELINDO, PT - TD	4,42%
BANK JAGO TBK, PT - TD	9,43%
BANK MNC INTERNASIONAL - TD	9,72%
BANK NATIONALNOBU TBK, PT - TD	8,54%
FR0056	8,10%
PT.BANK VICTORIA INTERNASIONAL - T	8,84%
SAHABAT SAMPOERNA BANK, PT - TD	6,78%

(* Sorted alphabetically)

Fund Performance (%)

Performance	YTD	1-mo	3-mo	6-mo	1-yr	3-yr	5-yr	S.I.*
BDL-G	4,32	0,32	1,15	2,44	4,70	13,72	20,02	222,19
Benchmark**	2,03	0,17	0,55	1,12	2,22	7,16	13,32	108,72

*) Since Inception

**) Benchmark 100% Average Index 3 Month Deposit, 3 Month Government Bank (BNI, Mandiri, BRI) src

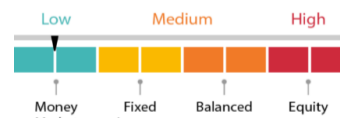
Highest Month Performance	Lowest Month Performance
December 2008	September 2005
0,84	-2,25

Information :

Last 1 year performance 4,7%. Benchmark 100% Average Index 3 Month Deposit, 3 Month Government Bank (BNI, Mandiri, BRI) src. This fund has reached highest performance 0,84% on December 2008 and reached lowest performance -2,25% on September 2005.



Risk Classification



Avoid high risk investments, want stability, want steady income within one to two years.

Custodian Bank

Standard Chartered Bank has been operating in Indonesia to conduct business as a Commercial Bank since 1968. And has obtained approval to conduct business as a Custodian in the Capital Market based on Decree of the Chairman of Bapepam No. Kep-35 / PM.WK / 1991 dated June 26, 1991.

Investment Risk

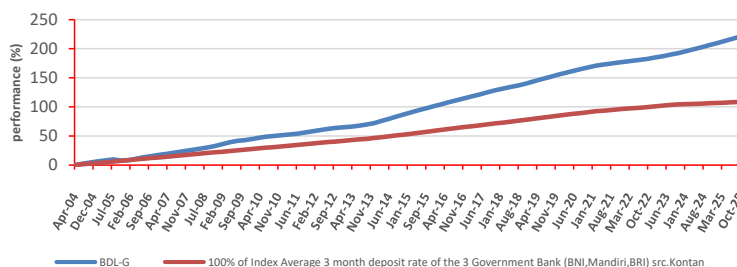
- Risk of Changes in Economic and Political Conditions
- Credit, Industry and Market Risks
- Risk of Dissolution and Liquidation
- Liquidity Risk
- Interest Rate Risk
- Risk of Changes in Tax Regulations & Other Regulations

Benefits of Mutual Fund Products

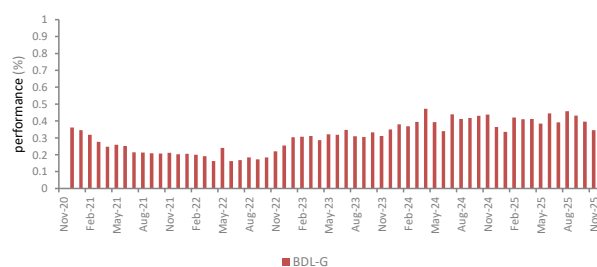
1. Professional management
2. Investment diversification
3. Value growth potential
4. Ease of transaction
5. The minimum nominal investment is relatively affordable

For further information please contact Bahana TCW

Fund Performance Since Inception



Monthly Performance in the Last 5 Years



Confirmation letter of mutual fund subscription, mutual fund redemption, and mutual fund switching are legal proof of mutual fund ownership that is issued or sent by a Custodian Bank. In the event that there is a Securities Ownership Reference Facility (AKSES), Unit Holders Participant may see mutual fund ownership in <https://akses.ksei.co.id/>

INVESTMENT THROUGH MUTUAL FUNDS CONTAINS RISK. PROSPECTIVE INVESTORS MUST READ AND UNDERSTAND THE PROSPECTUS PRIOR TO DECIDING TO INVEST IN MUTUAL FUNDS. PAST PERFORMANCE DOES NOT REFLECT THE FUTURE PERFORMANCE. AUTHORITY OF FINANCIAL SERVICES DOES NOT GIVE ANY STATEMENT OF APPROVING OR NOT APPROVING THESE EFFECTS, ALSO NOT STATING THE TRUTH OR ADEQUACY OF THE CONTENTS OF THIS MUTUAL FUND. EVERY STATEMENT CONCERNING THESE TERMS IS A BREACH OF LAW. Mutual Funds are Capital Market products and are not products issued by Selling Agents/Banking. Selling Agents of Mutual Funds are not responsible for the claims and risks of managing the mutual funds portfolio carried out by the Investment Manager. This Fund Fact Sheet does not replace the Mutual Funds Prospectus and has been prepared by PT Bahana TCW Investment Management only for informational needs and does not offer to buy or sell. All information contained in this document is presented correctly. If necessary, investors are advised to seek professional opinion before making an investment decision. Past performance is not necessarily a guide to future performance, nor is it an estimate made to indicate future performance or trends. PT Bahana TCW Investment Management as an Investment Manager is registered and supervised by OJK.

PT Bahana TCW Investment Management

Best Overall Asset & Fund Manager (2015-2025) — Alpha Southeast Asia Awards

Graha CIMB Niaga Lantai 21,
Jl. Jendral Sudirman Kav. 58, Jakarta 12190, Indonesia

Telp: +6221 2505277 • Fax: +6221 2505279 • Instagram: bahana_tcw • Email: bahana_tcw@bahana.co.id
Prospektus : bahana.tcw.com